





WHALLEY MANOR


5 bedroom homes

 The Harrow


4 bedroom homes


 The Chelsea


 The Chelsea with Bay

 The Regent


3 bedroom homes


 The Smithfield

 The Holborn


 The Holborn with Bay


 The Farrington

 The Heaton


 The Bexley


2 bedroom homes

 The Camden


 The Redbridge

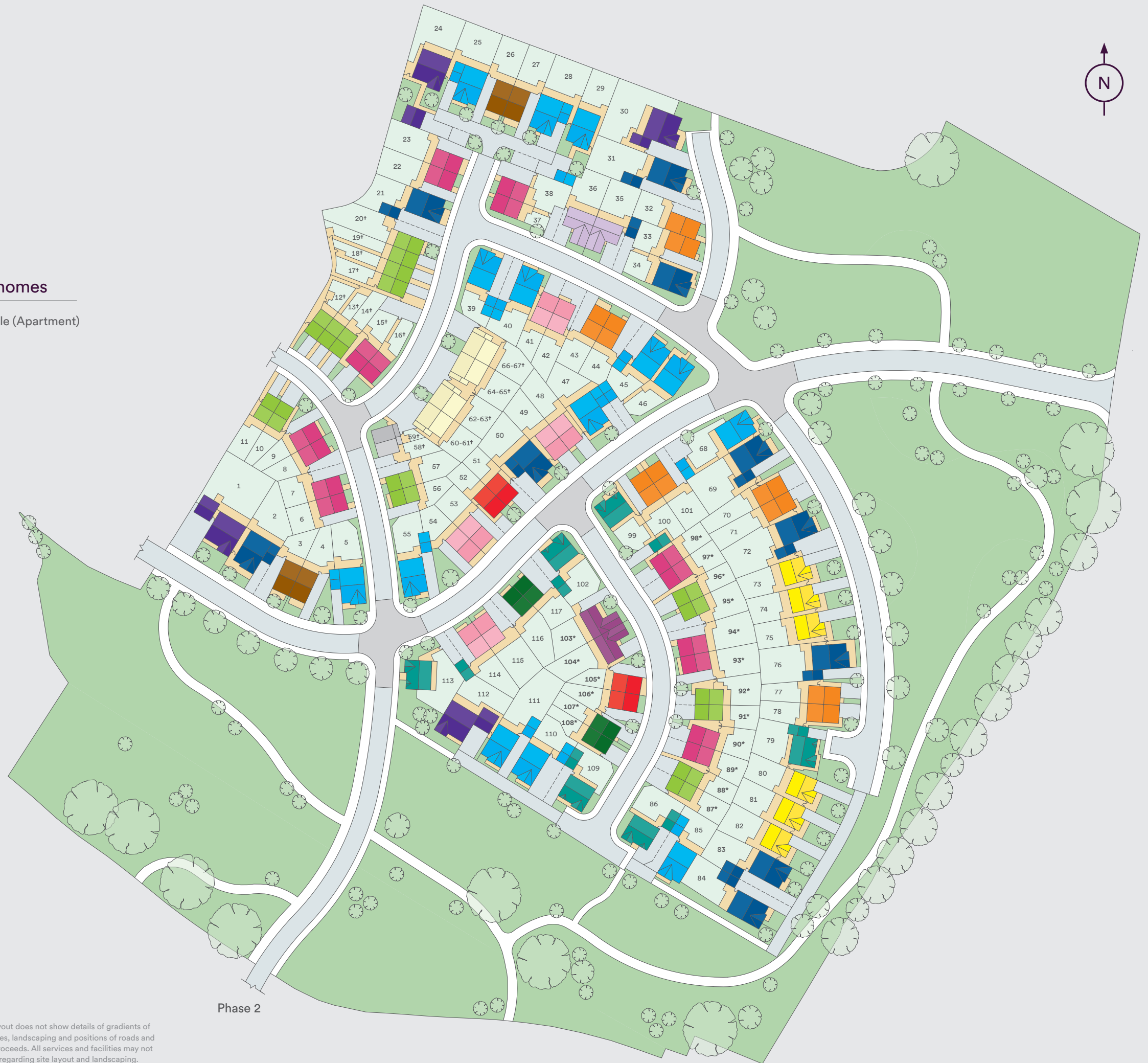
 The Merton (Bungalow)

 The Kingston (Bungalow)

 The Leighton (Apartment)

1 bedroom homes

 The Pendle (Apartment)



Phase 2

* Plots are available to purchase through shared ownership.

† Plots are available via Affordable Rent.

This site plan is indicative and to be used for plot identification purposes only. Any depiction of the layout does not show details of gradients of land, boundary treatments, local authority street lighting or landscaping. The house designs, boundaries, landscaping and positions of roads and footpaths, play areas, landscaping and other facilities or amenities may change as the development proceeds. All services and facilities may not be available on completion of the property. Speak to the Sales Advisor for more detailed information regarding site layout and landscaping.